


50 Fun and Easy Nail Art Designs for Kids: Ignite Their Creativity and Style




Totally Cool Nails: 50 Fun and Easy Nail Art Designs for Kids by Catherine Rodgers

★★★★☆ 4.4 out of 5

Language : English
File size : 31102 KB
Text-to-Speech : Enabled
Screen Reader : Supported
Enhanced typesetting : Enabled
Word Wise : Enabled
Print length : 146 pages



Unleash the vibrant and imaginative world of nail art for kids! With our comprehensive guide, "50 Fun and Easy Nail Art Designs for Kids," your little artists can explore a delightful canvas for their creativity. Whether they're new to the art of nail painting or eager to expand their skills, this book is the perfect companion for their artistic journey.



Each design in this book has been carefully curated to be both fun and effortless, providing kids with a sense of accomplishment and joy. From adorable animal characters to enchanting glitter creations and vibrant patterns, there's a design to suit every taste and imagination.

Benefits of Nail Art for Kids

- **Encourages Creativity:** Nail art provides a canvas for kids to express their creativity, explore colors and patterns, and develop their artistic skills.
- **Builds Dexterity:** The fine motor skills involved in nail painting help improve hand-eye coordination and dexterity.
- **Promotes Self-Expression:** Kids can use nail art to showcase their individuality, express their personality, and feel a sense of pride in their creations.
- **Enhances Confidence:** Successful nail art designs can boost kids' confidence and self-esteem as they witness their artistic abilities.
- **Quality Time and Bonding:** Shared nail art sessions can provide a wonderful opportunity for parents or guardians to connect with their kids through a creative and engaging activity.

Essential Materials for Nail Art

Before embarking on the nail art adventure, it's important to gather a few essential materials:

- **Nail Polish:** Choose vibrant and kid-friendly nail polishes in various colors and finishes (e.g., glitter, metallic, matte).
- **Nail Polish Remover:** For unexpected spills or mistakes, a gentle nail polish remover is essential.
- **Base Coat and Top Coat:** These coats help protect the nail art and make it last longer.
- **Nail Art Brushes:** A variety of nail art brushes, including thin and fine brushes for details, are helpful for creating precise designs.


- **Dotting Tools:** These tools allow kids to create perfect dots and details with ease.
- **Glitter, Sequins, and Stickers:** Adding glitter, sequins, or stickers can add a touch of sparkle and fun to the designs.

50 Fun and Easy Nail Art Designs

Now, let's dive into the exciting world of nail art designs! Our book showcases a diverse range of designs that cater to different preferences and skill levels.







From adorable animal faces to whimsical polka dots, shimmering stars to elegant florals, there's a design to capture every child's imagination.

Step-by-Step Instructions and Visuals

Each nail art design in our book comes with clear and concise step-by-step instructions, making it easy for kids to follow along and create beautiful nail

art on their own. Detailed visuals accompany the instructions, providing a visual guide to every step.



With the help of these helpful guides, even beginners can confidently create intricate and stunning nail art designs.


Safety Tips

To ensure a safe and enjoyable nail art experience, it's important to follow these safety tips:

- Ensure that all nail polishes used are non-toxic and kid-friendly.
- Provide adequate ventilation during nail art sessions to avoid inhaling fumes.
- Supervise younger kids or those new to nail art to prevent accidents.
- Use nail polish remover sparingly and avoid contact with skin.
- Store nail art materials away from kids when not in use.

"50 Fun and Easy Nail Art Designs for Kids" is the ultimate guide for kids who love to express themselves through the vibrant world of nail art. With its comprehensive collection of designs, clear instructions, and safety tips, this book provides everything kids need to unleash their creativity and elevate their style.

Encourage your kids to explore the endless possibilities of nail art today! Let them dive into the whimsical world of patterns, colors, and designs, and watch them transform their nails into mini masterpieces. Let this book spark their imagination and ignite their inner artist.



Totally Cool Nails: 50 Fun and Easy Nail Art Designs for

Kids by Catherine Rodgers


★★★★☆ 4.4 out of 5

Language : English
File size : 31102 KB
Text-to-Speech : Enabled
Screen Reader : Supported
Enhanced typesetting : Enabled
Word Wise : Enabled

Print length : 146 pages


FREE

DOWNLOAD E-BOOK



Escape to the Culinary Paradise: "Truck Stop Deluxe In Napa Valley" Promises an Unforgettable Wine Country Adventure

Prepare your palate for an extraordinary culinary adventure in the heart of Napa Valley. "Truck Stop Deluxe In Napa Valley" is an immersive journey through...



A Taste of the Unusual: Discover the Enchanting World of Cindy Supper Club

Prepare to be captivated by "Cindy Supper Club," a literary masterpiece that transports you to an extraordinary realm of culinary delights and enigmatic encounters. Within its...