


Improve Accuracy By Sorting Pellets: Airgun Reference Three

If you're serious about improving your accuracy with an airgun, then you need to start sorting your pellets. Sorting pellets is the process of separating them by size and weight. This ensures that you're using the most consistent pellets possible, which will lead to better accuracy.

There are a few different ways to sort pellets. You can use a pellet sorter, or you can do it by hand. If you're just starting out, I recommend using a pellet sorter. It's a relatively inexpensive tool that will make the sorting process much easier.



IMPROVE ACCURACY BY SORTING PELLETS (AIRGUN REFERENCE BOOK THREE 1) by Chloe Thompson

★★★★☆ 4 out of 5

Language : English
File size : 563 KB
Text-to-Speech : Enabled
Enhanced typesetting : Enabled
Word Wise : Enabled
Print length : 18 pages
Screen Reader : Supported



Once you have a pellet sorter, you can start sorting your pellets. The first step is to separate the pellets by size. You can do this by using a pellet sizer. A pellet sizer is a tool that will measure the diameter of your pellets.

Once you have separated the pellets by size, you can then sort them by weight. You can do this by using a pellet scale.

Once you have sorted your pellets, you can start using them in your airgun. You will immediately notice a difference in accuracy. Sorted pellets will fly more consistently, which will lead to tighter groups and better accuracy.

Sorting pellets is a simple process that can make a big difference in your accuracy. If you're serious about improving your airgun shooting, then I encourage you to start sorting your pellets today.

Benefits of Sorting Pellets

- Improved accuracy
- Tighter groups
- More consistent shots
- Reduced flyers
- Better overall performance

How to Sort Pellets

There are a few different ways to sort pellets. You can use a pellet sorter, or you can do it by hand. If you're just starting out, I recommend using a pellet sorter. It's a relatively inexpensive tool that will make the sorting process much easier.

Using a Pellet Sorter

A pellet sorter is a device that will automatically sort pellets by size and weight. There are a few different types of pellet sorters available, but they

all work on the same basic principle.

To use a pellet sorter, simply pour your pellets into the hopper. The sorter will then automatically sort the pellets and dispense them into separate containers.


Sorting Pellets by Hand

If you don't have a pellet sorter, you can also sort pellets by hand. This is a more time-consuming process, but it can be just as effective.

To sort pellets by hand, you will need a pellet sizer and a pellet scale.

1. Start by separating the pellets by size. You can do this by using a pellet sizer. A pellet sizer is a tool that will measure the diameter of your pellets.
2. Once you have separated the pellets by size, you can then sort them by weight. You can do this by using a pellet scale.

Sorting pellets is a simple process that can make a big difference in your accuracy. If you're serious about improving your airgun shooting, then I encourage you to start sorting your pellets today.



IMPROVE ACCURACY BY SORTING PELLETS (AIRGUN REFERENCE BOOK THREE 1) by Chloe Thompson


★★★★☆ 4 out of 5

Language : English
File size : 563 KB
Text-to-Speech : Enabled
Enhanced typesetting : Enabled
Word Wise : Enabled
Print length : 18 pages
Screen Reader : Supported

FREE


DOWNLOAD E-BOOK





Escape to the Culinary Paradise: "Truck Stop Deluxe In Napa Valley" Promises an Unforgettable Wine Country Adventure

Prepare your palate for an extraordinary culinary adventure in the heart of Napa Valley. "Truck Stop Deluxe In Napa Valley" is an immersive journey through...



A Taste of the Unusual: Discover the Enchanting World of Cindy Supper Club

Prepare to be captivated by "Cindy Supper Club," a literary masterpiece that transports you to an extraordinary realm of culinary delights and enigmatic encounters. Within its...