


# The Ultimate Self-Guided Approach to Using the New GoPro HERO Black Camera: Tips and Techniques for Capturing Stunning Footage

Are you ready to unlock the full potential of your new GoPro HERO Black camera? This comprehensive guide will provide you with everything you need to know to capture stunning footage, whether you're a seasoned pro or a complete beginner.



## My GoPro Hero8 Black Camera Handbook: The Ultimate Self-Guided Approach to Using the New GoPro Hero 8 Black Camera + Tips & Tricks for Beginners & Pros

by Chris Jake

★★★★☆ 4.2 out of 5

Language : English  
File size : 1817 KB  
Text-to-Speech : Enabled  
Screen Reader : Supported  
Enhanced typesetting : Enabled  
Word Wise : Enabled  
Print length : 135 pages  
Lending : Enabled



## Getting Started with Your GoPro HERO Black

Before you hit the record button, it's essential to familiarize yourself with your camera's features and settings. Here are a few tips to get you started:

- **Choose the Right Mode:** The HERO Black offers a range of shooting modes, including single shot, burst shot, and time-lapse. Select the mode that best suits your needs.
- **Adjust the Resolution and Frame Rate:** The HERO Black can shoot in various resolutions and frame rates. Experiment with different settings to find the combination that provides the best image quality for your desired output.
- **Set the Field of View (FOV):** The FOV determines how wide the angle of view is when recording. Use the Narrow FOV for close-up shots, the Medium FOV for a balanced perspective, and the Wide FOV for capturing a broader scene.

## Capturing Amazing Footage

Now that you have a basic understanding of your camera's settings, let's explore some tips for capturing stunning footage:

- **Compose Your Shots Carefully:** Pay attention to the elements within your shot and how they interact. Avoid placing your subject in the center of the frame, and experiment with different angles to create dynamic and engaging compositions.
- **Control the Lighting:** Lighting is crucial for capturing high-quality footage. Avoid shooting in harsh sunlight, as this can result in overexposed and washed-out images. Instead, try filming in overcast conditions or during the golden hours of sunrise and sunset.
- **Stabilize Your Camera:** Shaky footage can ruin otherwise great shots. Use a tripod, handheld gimbal, or chest mount to stabilize your camera and ensure smooth, professional-looking footage.

## Editing Your GoPro Footage Like a Pro

Once you have captured your footage, it's time to edit it to perfection. Here are a few tips to help you get started:

- **Use a Video Editing Software:** There are many video editing software options available, both free and paid. Choose a software that suits your needs and skill level.
- **Organize Your Footage:** Create a system for organizing your footage into folders, sequences, and shots. This will make it easier to find and work with the footage you need.
- **Trim and Cut Your Footage:** Remove any unnecessary footage that drags down the pace of your video. Use the trim tool to remove unwanted sections and create concise and engaging content.
- **Adjust the Color and Exposure:** Color correction and exposure adjustments can greatly enhance the visual quality of your footage. Use the built-in tools in your editing software to fine-tune these settings.
- **Add Music and Sound Effects:** Music and sound effects can add depth and emotion to your videos. Use royalty-free music and sound effects to enhance the overall experience.

## Sharing Your GoPro Creations with the World


Once you have edited your footage, it's time to share your creations with the world. Here are a few tips for getting your videos seen:

- **Upload to Social Media:** Share your videos on social media platforms like YouTube, Instagram, and Facebook. Use relevant hashtags and

descriptions to reach a wider audience.

- **Create a GoPro Channel:** Setting up a dedicated GoPro channel on platforms like YouTube and Vimeo allows you to showcase your work and connect with other GoPro enthusiasts.
- **Join Online Communities:** Engage with fellow GoPro users in online communities and forums. Share your tips, ask questions, and learn from others.

With the right techniques and a little practice, you can master the art of using your GoPro HERO Black camera. This guide has provided you with a comprehensive overview of everything you need to know to capture stunning footage, edit like a pro, and share your creations with the world. So get out there, explore the world, and start creating amazing videos with your GoPro HERO Black.




## My GoPro Hero8 Black Camera Handbook: The Ultimate Self-Guided Approach to Using the New GoPro Hero 8 Black Camera + Tips & Tricks for Beginners & Pros

by Chris Jake

★★★★☆ 4.2 out of 5


Language : English  
File size : 1817 KB  
Text-to-Speech : Enabled  
Screen Reader : Supported  
Enhanced typesetting : Enabled  
Word Wise : Enabled  
Print length : 135 pages  
Lending : Enabled





## **Escape to the Culinary Paradise: "Truck Stop Deluxe In Napa Valley" Promises an Unforgettable Wine Country Adventure**

Prepare your palate for an extraordinary culinary adventure in the heart of Napa Valley. "Truck Stop Deluxe In Napa Valley" is an immersive journey through...



## **A Taste of the Unusual: Discover the Enchanting World of Cindy Supper Club**

Prepare to be captivated by "Cindy Supper Club," a literary masterpiece that transports you to an extraordinary realm of culinary delights and enigmatic encounters. Within its...